

# Diagnostic & Measuring Solutions for Railways

## measuring INFRASTRUCTURE

- Overhead line
- Tracks
- Tunnels Profile

## measuring TRAIN


- Wheels
- Pantographs
- Trains Shape

## Diagnostic Portal




## detecting 3D OBSTACLES

- for Stations Platform
- for Level Crossings



[www.selectravis.com](http://www.selectravis.com)  
[info@selectravis.com](mailto:info@selectravis.com)



overhead line and tracks **measuring services**

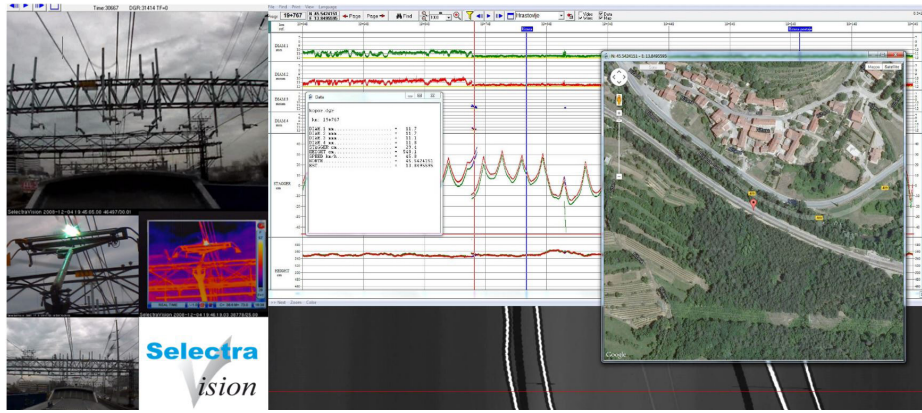


measuring **OVERHEAD LINE**





# measuring **INFRASTRUCTURE**

- HEIGHT
- STAGGER
- WEAR



on Vehicle solutions : installable on any type of vehicle

Portable solutions



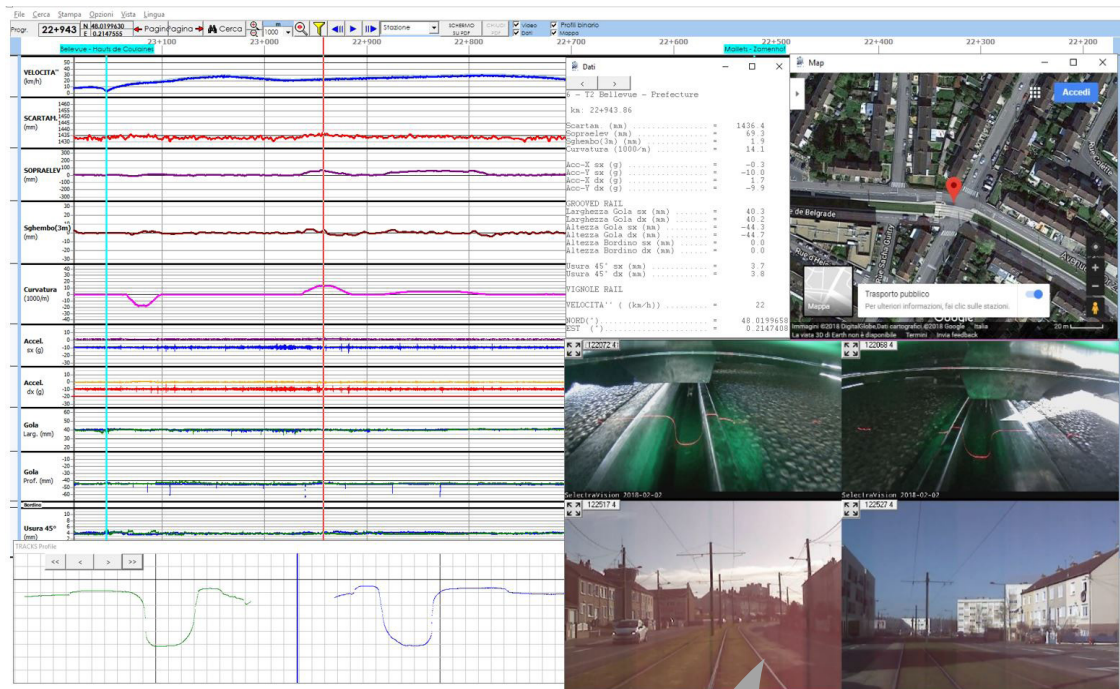

## measuring **OVERHEAD LINE**



## overhead line & tracks measuring services

## measuring **TRACKS**

- TRACKS PROFILE
- TRACKS GEOMETRY



**Selectra**vision

